

A vibrant graphic with a yellow and orange background. A large, textured orange circle is in the center. Overlaid on the circle is the text 'SUMMER' in large, bold, brown letters, and 'BIBLE EXPERIENCE' in smaller, bold, blue letters. To the left of the circle are colorful paint splashes in blue, red, and yellow.

# SUMMER BIBLE EXPERIENCE

## Fruits of the Spirit Picnic

Just like a tree can produce apples or a vine can produce grapes, the Holy Spirit can produce good fruit in us. Galatians 5:22–23 lists some of the fruits we can display through the power of the Holy Spirit.

### Activity

As a family, make a fruit salad with your favorite fruits. Then, pack up the salad and some blankets and go to a park for a picnic. During your picnic, read through the following devotion to explore the Fruits of the Spirit.

Afterwards, you can color the sheets below and hang them up around the house to remind your family to use the Fruits of the Spirit.


# Fruits of the Spirit

Read Galatians 5:22–23. Afterwards, take time to talk about each of the nine fruits using the prompts below.


- What is the fruit?
- What does this word mean?
- What might be the opposite of this fruit?
- When might it be hard to show this fruit?
- What are ways you can show this fruit this week?

**Pray:** Dear Jesus, thank you for the gift of the Holy Spirit. Help me to listen to your Spirit and live like you in my daily life. Amen.

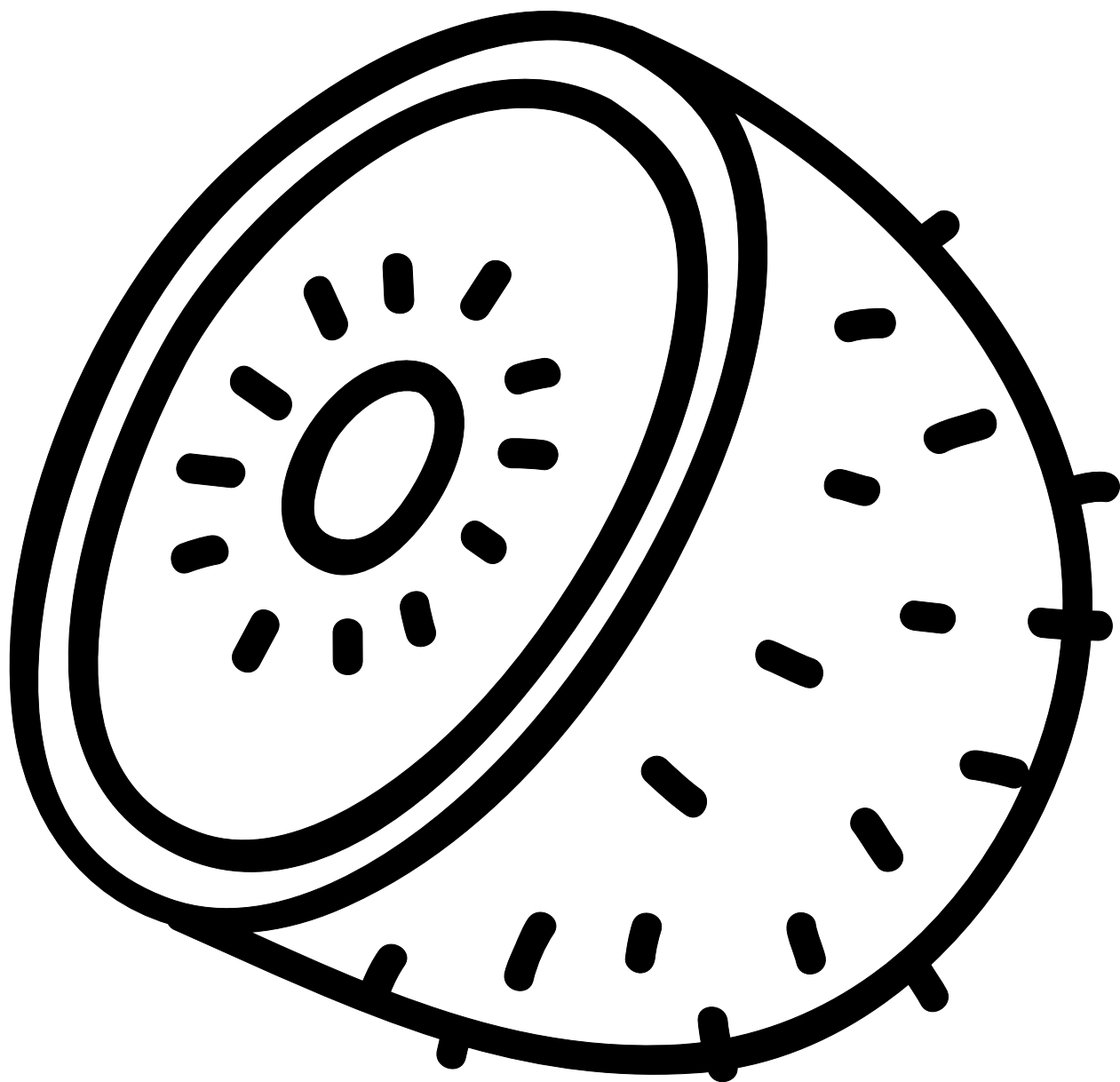




Love





Joy



Peace


# Patience

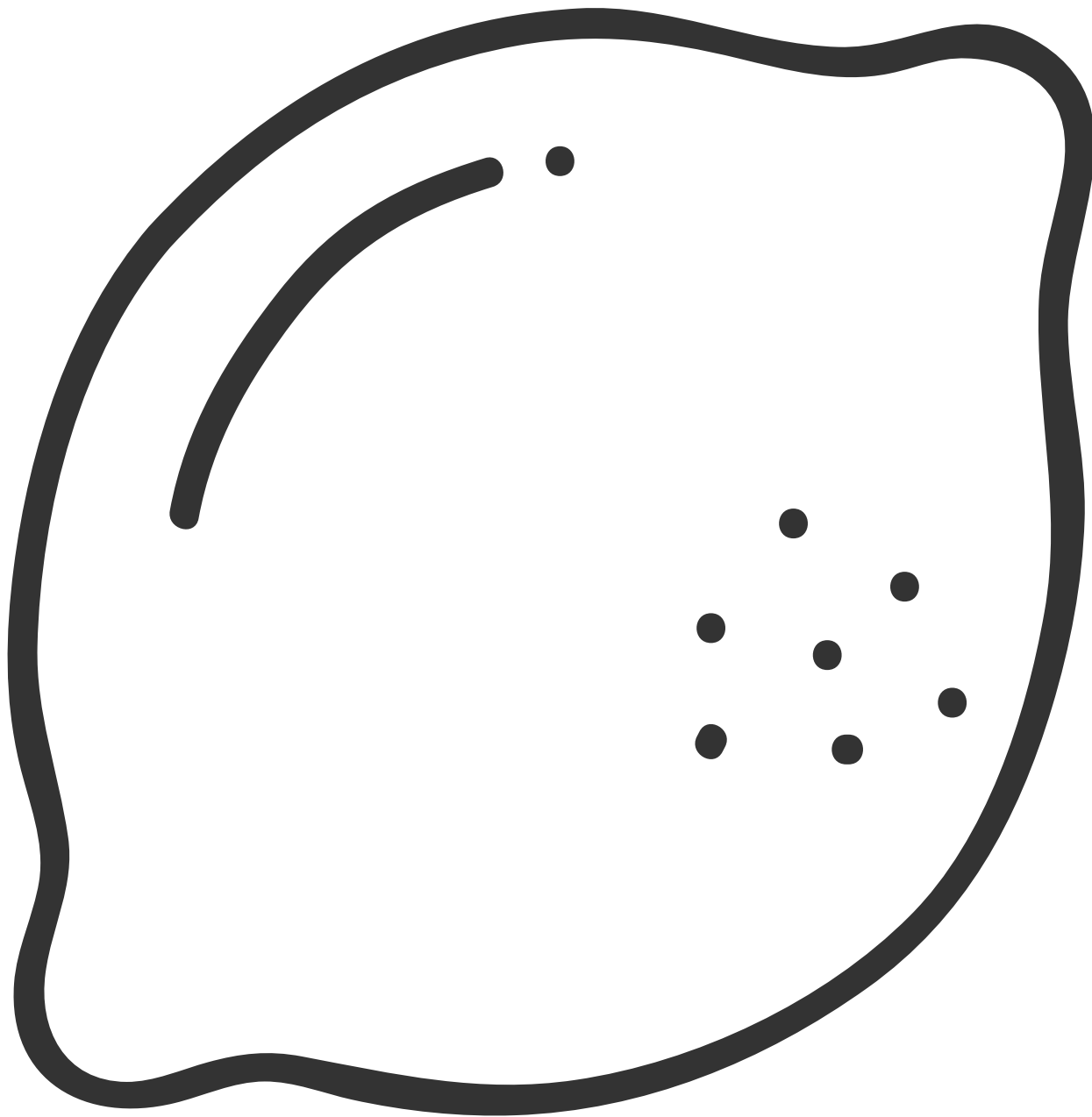





Kindness

# Goodness






# Faithfulness



**Gentleness**



# Self-control